


Preschool Themed Activities: Chicka Chicka Boom Boom Theme

Chicka Chicka Boom Boom is a beloved children's book by Bill Martin Jr. and John Archambault. It tells the story of 26 lowercase letters who try to climb up a coconut tree, but the tree can't hold them all and they all fall down. This fun and catchy story is a great way to teach preschoolers about the alphabet, letter recognition, and rhyming.



Preschool Themed Activities: Chicka Chicka Boom Boom Theme by Cheryl Hatch

★★★★☆ 4.3 out of 5

Language	: English
File size	: 272 KB
Text-to-Speech	: Enabled
Enhanced typesetting	: Enabled
Word Wise	: Enabled
Print length	: 14 pages
Lending	: Enabled
Screen Reader	: Supported



In this article, we will provide you with a variety of preschool themed activities that you can use to teach your preschoolers about the alphabet, letter recognition, and rhyming. These activities are all based on the book Chicka Chicka Boom Boom, and they are sure to be a hit with your students.

Activities

1. Chicka Chicka Boom Boom Letter Hunt

This activity is a great way to help preschoolers learn the alphabet. Hide 26 lowercase letters around the room. Give each preschooler a magnifying glass and have them search for the letters. When they find a letter, they can say the name of the letter and the sound it makes.

2. Chicka Chicka Boom Boom Tree Craft

This craft activity is a great way to help preschoolers learn about the story of Chicka Chicka Boom Boom. Give each preschooler a piece of paper and have them draw a coconut tree. Then, have them cut out 26 lowercase letters from construction paper. They can glue the letters to the tree in any order they want.

3. Chicka Chicka Boom Boom Sensory Bin

This sensory bin is a great way to help preschoolers learn about the different letters of the alphabet. Fill a bin with rice, beans, or sand. Then, hide 26 lowercase letters in the bin. Preschoolers can use their hands to dig through the bin and find the letters. When they find a letter, they can say the name of the letter and the sound it makes.


4. Chicka Chicka Boom Boom Rhyming Game

This game is a great way to help preschoolers learn about rhyming. Write down a list of words that rhyme with the word "boom." For example, you could write down the words "room," "groom," "broom," and "zoom." Then, read the words to the preschoolers and have them repeat them. After you have read all of the words, ask the preschoolers to identify which words rhyme with the word "boom."

5. Chicka Chicka Boom Boom Song

The Chicka Chicka Boom Boom song is a great way to help preschoolers learn about the alphabet and rhyming. You can find the lyrics to the song online or in the book Chicka Chicka Boom Boom. Sing the song to the preschoolers and have them sing along. As you sing the song, point to the letters on a chart or on the board. This will help the preschoolers associate the letters with the sounds they make.

These are just a few of the many preschool themed activities that you can use to teach your preschoolers about the alphabet, letter recognition, and rhyming. By using these activities, you can help your preschoolers learn these important concepts in a fun and engaging way.



Preschool Themed Activities: Chicka Chicka Boom

Boom Theme by Cheryl Hatch


★★★★☆ 4.3 out of 5

Language	: English
File size	: 272 KB
Text-to-Speech	: Enabled
Enhanced typesetting	: Enabled
Word Wise	: Enabled
Print length	: 14 pages
Lending	: Enabled
Screen Reader	: Supported

FREE

DOWNLOAD E-BOOK





Empowering Students to be the Experts: Reshaping the Learning Landscape

Traditional education models have long been characterized by a teacher-centric approach, where students are passive recipients of knowledge....



Shangri La Frontier 82 Katarina: A Comprehensive Analysis of the Mythical Blade's Abilities and Impact

: Unveiling the Legendary Shangri La Frontier 82 Katarina Within the immersive realm of Shangri La Frontier, a captivating MMORPG that...