


Carry On Easy Piano Solo: A Comprehensive Guide for Beginners

Carry On by Fun. is a popular and uplifting song that has been covered by many artists, including Miley Cyrus and Taylor Swift. It's a great song for beginners to learn on the piano because it uses simple chords and a repetitive melody. In this guide, we'll provide you with everything you need to know to play Carry On on the piano, including step-by-step instructions, a video tutorial, and free printable sheet music.



Carry On: Easy Piano Solo by Jack Antonoff

★★★★★ 5 out of 5

Language : English

File size : 1129 KB

Screen Reader : Supported

Print length : 12 pages



Step-by-Step Instructions

****Step 1: Learn the Chords****

The chords used in Carry On are C, G, Am, and F. If you're new to playing chords, don't worry! We'll provide you with diagrams and instructions for each chord.

1. **C Major****

DDDD | DDDD
 [CAPO 1st] D-D-U-U-U-U
 5-1-R-U-U
 D-D-U-U-U-U
 Box 1 = D-D-U

Carry On*
 One morning I woke up and I knew you were really gone
 A new day, a new year and new eyes to see the dawn
 Go your way, I'll go mine and carry on
 The sky is clearing and the night has cried enough
 The sun, he comes, the world to soften up
 Rejoice, rejoice, we have no choice but to carry on
 The fortunes of fables are able to sing the song
 Now witness the quickness with which we get along
 To sing the blues you've got to live the ones and carry on
 Carry on, love is coming, love is coming to us all
 Where are you going now my love? Where will you be tomorrow?
 Will you bring me happiness? Will you bring me sorrow?
 Oh, the illusions of a thousand dreams, what you do and what you see
 Lover, can you talk to me?
 Girl, when I see on my own, chasing you down
 What else it made you run, trying your best just to get around?
 The illusions of a thousand dreams, what you do and what you see
 Lover, can you talk to me?

Fing 2

Dm, bio hah

D C | Am G |
 D-D-U-U-U-U | D-D | U-U
 Synapsid BU Sd qm

Place your left-hand thumb on C (middle C), your index finger on E, and your pinky finger on G. Your right hand should play the notes C, E, and G in the treble clef.

2. G Major**

DDDD | DDDD
 [CAPO 1st] D-D-U-U-U-U
 D-D-U-U-U-U
 D-D-U-U-U-U

Carry On*
 One morning I woke up and I knew you were really gone
 A new day, a new year and new eyes to see the dawn
 Go your way, I'll go mine and carry on
 The sky is clearing and the night has cried enough
 The sun, he comes, the world to soften up
 Rejoice, rejoice, we have no choice but to carry on
 The fortunes of fables are able to sing the song
 Now witness the quickness with which we get along
 To sing the blues you've got to live the blues and carry on
 Carry on, love is coming, love is coming to us all

Where are you going now my love? Where will you be tomorrow?
 Will you bring me happiness? Will you bring me sorrow?
 Oh, the illusions of a thousand dreams, what you do and what you see
 Lover, can you talk to me?

Girl, when I see on my own, chasing you down
 What else it made you run, trying your best just to get around?
 The illusions of a thousand dreams, what you do and what you see
 Lover, can you talk to me?

D C | Am G |
 D-D-U-U-U-U | D-D | U-U |
 Am G |
 D-D | U-U |

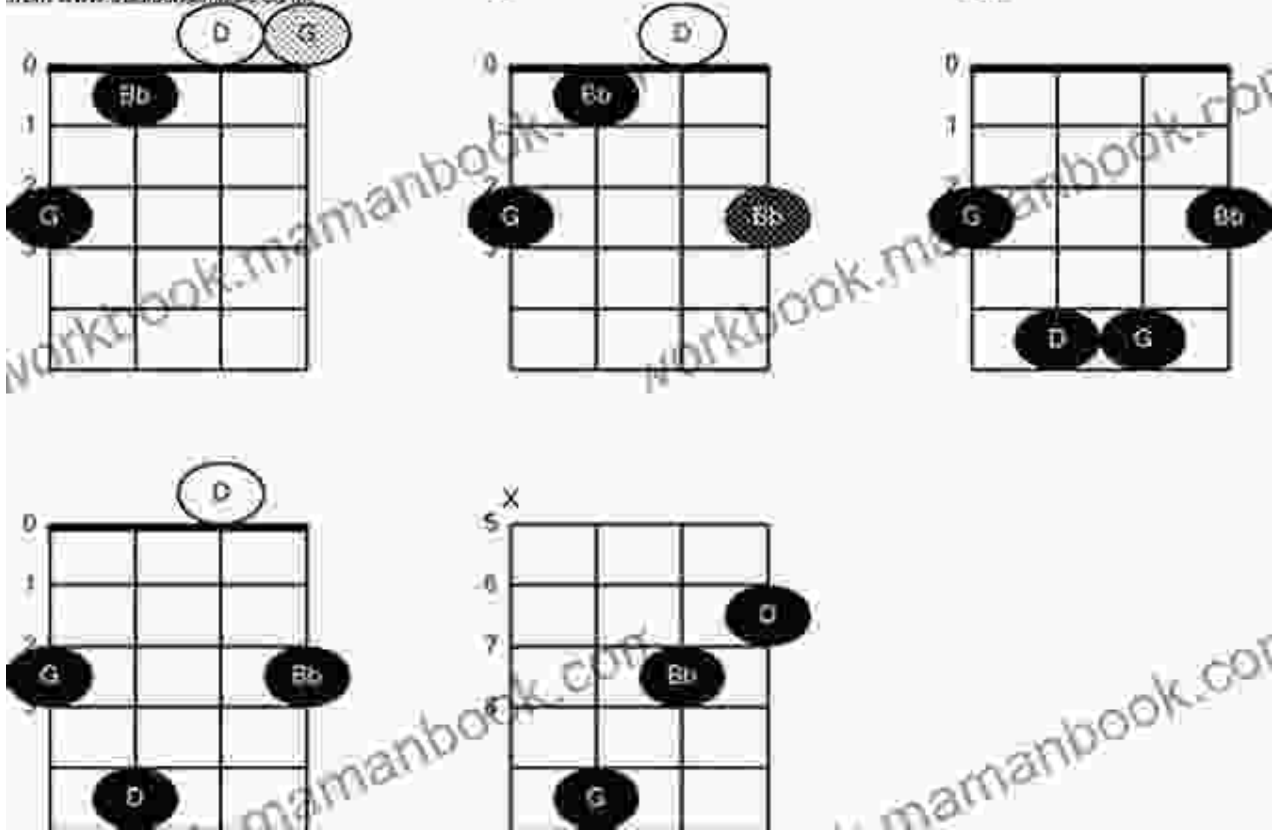
Squared B11 Squared

Place your left-hand thumb on G, your index finger on B, and your pinky finger on D. Your right hand should play the notes G, B, and D in the treble clef.

3. A Minor**

G minor (Bass Guitar Tuning)

from www.traditionalmusic.co.uk



Place your left-hand thumb on A, your index finger on C, and your pinky finger on E. Your right hand should play the notes A, C, and E in the treble clef.

4. **F Major****

DDDD | DDDD

5-1 RUM
D-D-U-U-U-U
Box □ = D-U

Carry On

One morning I woke up and I knew you were really gone
A new day, a new year and new eyes to see the dawn
Go your way, I'll go mine and carry on

The sky is clearing and the night has cried enough
The sun, he comes, the world to soften up
Rejoice, rejoice, we have no choice but to carry on
The fortunes of fables are able to sing the song
Now witness the quickness with which we get along
To sing the blues you've got to live the ones and carry on
Carry on, love is coming, love is coming to us all

Where are you going now my love? Where will you be tomorrow?
Will you bring me happiness? Will you bring me sorrow?
Oh, the illusions of a thousand dreams, what you do and what you see
Lover, can you talk to me?

Girl, when I see on my own, chasing you down
What else it made you run, trying your best just to get around?
The illusions of a thousand dreams, what you do and what you see
Lover, can you talk to me?

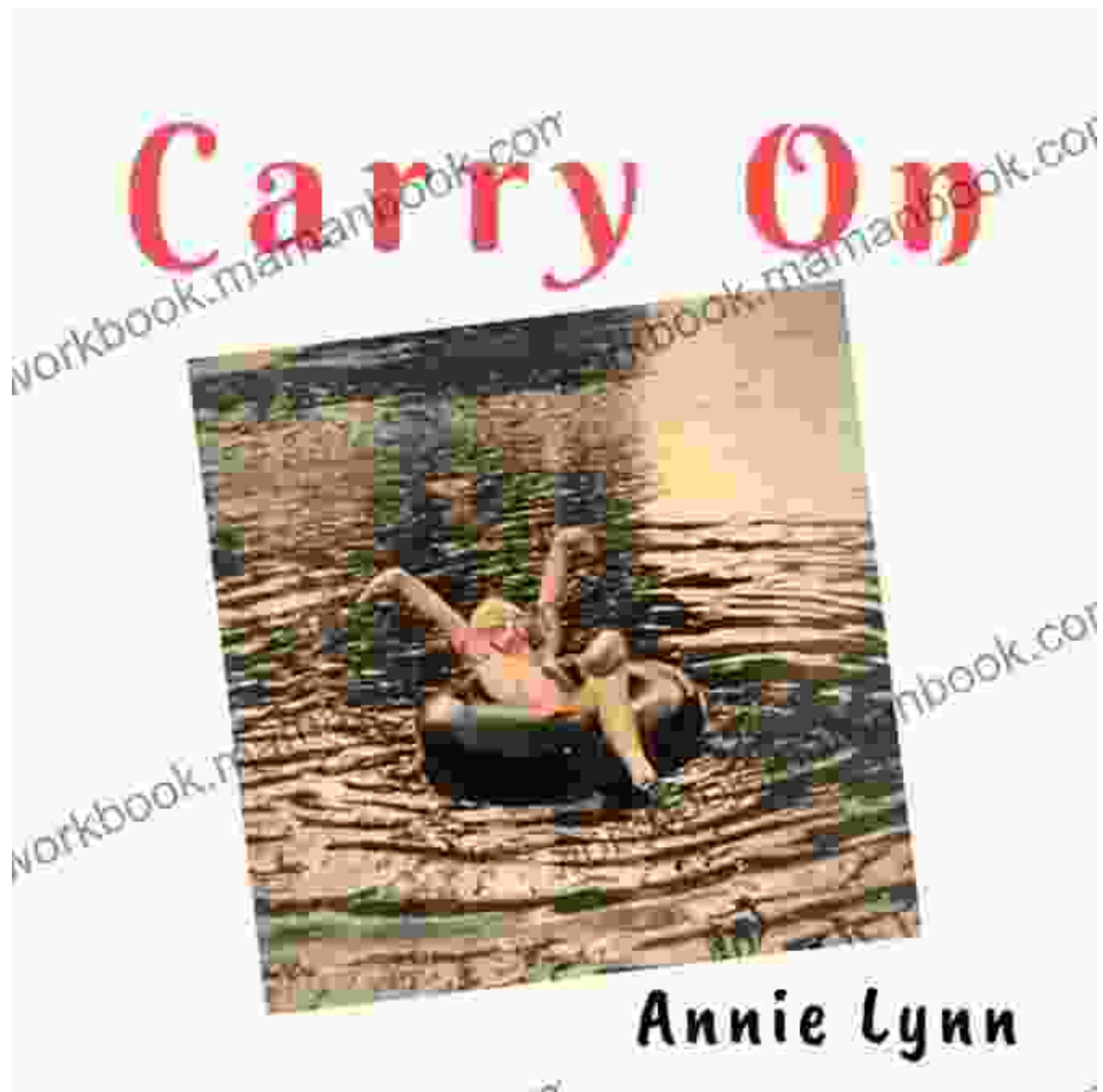
D	C	Am	G
D-U-U-U	D-U	U-U	U-U

Synapsid BU Sdgs

Place your left-hand thumb on F, your index finger on A, and your pinky finger on C. Your right hand should play the notes F, A, and C in the treble clef.

Step 2: Practice the Melody

The melody of Carry On is quite simple. It's played with the right hand, and it uses the notes C, D, E, F, G, A, and B.



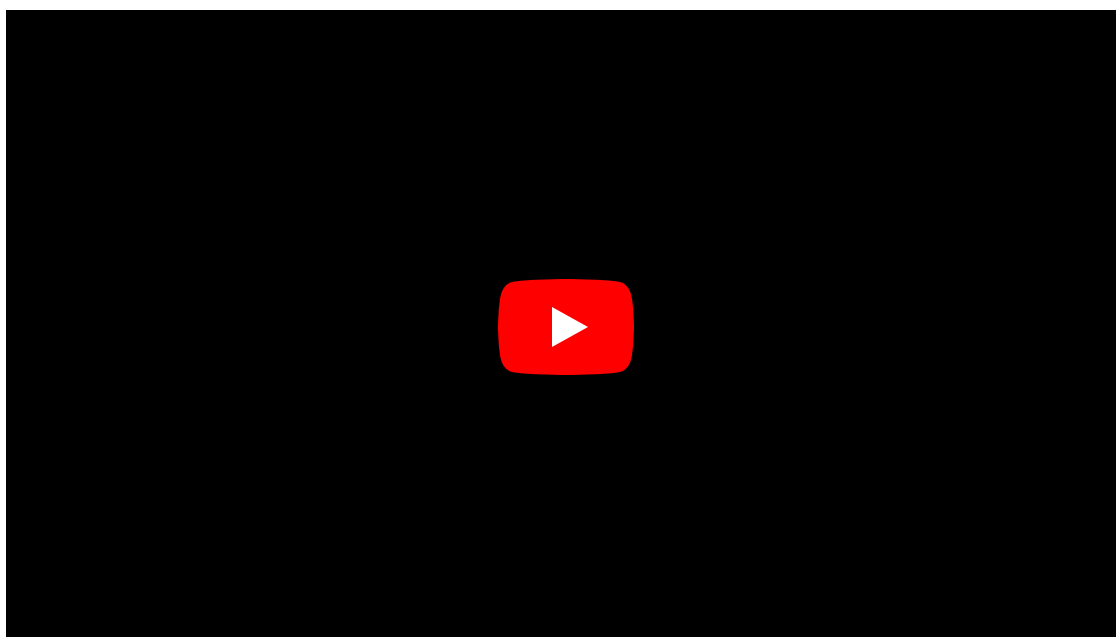
Start by practicing the melody slowly, and gradually increase the speed as you become more comfortable.

****Step 3: Put it All Together****

Once you've mastered the chords and the melody, it's time to put it all together. Start by playing the chords in the left hand and the melody in the right hand. Gradually increase the speed until you're playing the song at a comfortable tempo.

Video Tutorial

If you prefer to learn by watching, we've created a video tutorial that will teach you how to play Carry On on the piano.




Free Printable Sheet Music

Click the link below to download a free printable PDF of the sheet music for Carry On.

[Download Carry On Sheet Music](#)

We hope this guide has helped you to learn how to play Carry On on the piano. With a little practice, you'll be able to play this beautiful song for your friends and family. Happy playing!



Carry On: Easy Piano Solo by Jack Antonoff


★★★★★ 5 out of 5

Language : English

File size : 1129 KB

Screen Reader : Supported

Print length : 12 pages



Empowering Students to be the Experts: Reshaping the Learning Landscape

Traditional education models have long been characterized by a teacher-centric approach, where students are passive recipients of knowledge....



Shangri La Frontier 82 Katarina: A Comprehensive Analysis of the Mythical Blade's Abilities and Impact

: Unveiling the Legendary Shangri La Frontier 82 Katarina Within the immersive realm of Shangri La Frontier, a captivating MMORPG that...